


The Kerala State Cooperative Bank


(Amount in Rupees)

Scale of Finance fixed by State Level Technical Committee for the year 2026-27

Sl.No	CROPS	UNIT	SLTC fixed for FY 2026-27							Total	Remarks
			Seed	Organic Inputs	Fertiliser & Manure	Pesticide/ Insecticide	Labour	Irrigation	Others		
A	Paddy										
1	Paddy(Local)	Acre	2500	6000	4000	2500	38000		2000	55000	
2	Kuttanad Puncta	Acre	1680	6000	5600	2720	32000		2000	50000	
3	Paddy (Scented variety)	Acre	3000	5000	3500	2000	30000		1500	45000	
4	Paddy (hybrid)	Acre	3600	6000	7500	3000	34900			55000	
B	High Yielding Varieties										
5	Virippu 1	Acre	1300	8000	10000	3000	26500		1200	50000	
6	Mundakan 1	Acre	1300	8000	10000	3000	26500		1200	50000	
7	Puncta 1	Acre	2000	6000	11000	4000	40000		2000	65000	
8	Pokkali	Acre	3200				46800			50000	
9	Koll Nilangal	Acre	3600	2000	7500	3000	34500			50600	
C	Organic farming (Paddy)										
10	Kharif	Acre	3000	5000	3500	2000	30000		1500	45000	
11	Rabi	Acre	3000	5000	3500	2000	30000		1500	45000	
12	Dry land paddy Cultivation	Acre	3000	5000	2000	2000	28000	5000		45000	
D	Plantation										
13	Coconut - Rain fed	Acre		16800	9400	5000	47300		1500	80000	
14	Coconut - Irrigated	Acre		16800	15200	6000	52000	8000	2000	100000	
15	Arecanut	Acre		25000	19500	6000	45500		4000	100000	
16	Arecanut Irrigated	Acre									cost of inputs including fertilizers, organic manure, labour etc has increased and cost based on realistic approach
				35000	17100	16500	59400	16000	1000	145000	
17	Arecanut integrated nutrient management	Acre		30000	35000	8000	47000	7000	3000	130000	
18	Roof top farming (HDPI pot)	Per pot	150		100	50	300	50	350	1000	
19	Rubber	Acre									Others mainly include tapping cost, spraying cost, transportation and miscellaneous etc
					4000	14000	4000		75000	97000	
20	Rubber with Rain Guard	acre			4000	14000	10000		97000	125000	
21	Coffee	Acre		10000	14000	8000	48000	5000		85000	
22	Coffee (intercrop)	Acre		4000	8000	3000	32000	3000		50000	
23	Pepper	Acre		35200	16500	5000	86300	3000	4000	150000	
24	Pepper (Organic Certified)	Acre		52400	7920	13750	82300	3000	5630	165000	
25	Pepper (VIETNAM MODEL)	Acre		25000	22850	8850	42300	1000		100000	
26	Cardamom	Acre		40000	39000	32000	162000	3000	7000	283000	
27	Cardamom -Organic/Replanting	Acre									
				75000	10000	28000	127000	4000	6000	250000	



Chief Executive Officer
Kerala State Co-operative Bank Ltd.
Thiruvananthapuram - 695 033



Convener

State Level Technical Committee

Sl.No	CROPS	UNIT	Seed	Organic Inputs	Fertiliser & Manure	Pesticide/ Insecticide	Labour	Irrigation	Others	Total	Remarks
28	Cashew	Acre		5000	9000	4000	29000	0	3000	50000	
29	Tea	Acre			18500	9000	52300	6000	23500	109300	Others includes - cost of Weeding,moss removal, drain maintenance and transportation
30	Tea Replanting	Acre	75000		15500	12000	22000		17500	142000	
31	Cocoa	Acre		7000	15000	7000	42000	1000	3000	75000	
32	Cocoa (Organic Certified)	Acre		32000	2000	11000	49000	1000	4000	99000	
33	Nutmeg/clove	Acre		20000	27000	5000	88000	2000	8000	150000	
E	Vegetables, Fruits, Medicinal Plants										
34	Banana Nendren (1000 no. /Acre)	Acre	25000	65000	54700	5000	89000	4000	57300	300000	
35	Banana- other	acre	18000	20000	40000	2000	78000	2000	30000	190000	
36	Banana Nendren (Leased Land)	Acre	25000	65000	54700	5000	89000	4000	57300	300000	
37	Banana(Swarna mukhi)	acre	35000	65000	56000	5000	98000	4000	57000	320000	
38	Red banana	Acre	25000	65000	55000	5000	89000	4000	57000	300000	
39	Banana (Ratoon Crop)	Acre	0	15000	40000	2000	51000	2000		110000	
40	Banana quintal	Acre	35000	65000	56000	5000	98000	4000	57000	320000	
41	Tapioca	Acre	7000	8000	20000	4000	59000		2000	100000	
42	Tapioca (Rainfed)	Acre	7000	3000	14000	1000	45000			70000	
43	Tapioca(with lease)	Acre	7000	13000	28000	5000	70000	5000	52000	180000	
44	Drumstick/Moringa	Acre	2500	5000	4000	1000	10000	2000	500	25000	
45	Ginger	Acre	90000	20000	20000	7000	74000	6000	8000	225000	
46	Ginger - Intercrops	Acre	39000	12000	8000	6000	25000		10000	100000	mulching green leaves
47	Turmeric	Acre	45000	18000	8000	2000	66000	5000	6000	150000	
48	Turmeric(Organic)	Acre	45000	24000	0	2000	58000	5000	1000	135000	
49	Turmeric(intercrop)	Acre	26000	12000	6000	2000	37500	3000	1500	88000	
50	Pulses	Acre	5000	4000	3000	1000	19500	1500	1000	35000	
51	Vegetables	Acre	28000	32000	16000	10000	102000	8000	4000	200000	
52	Vegetable with Support (panthal)	Acre	30000	40000	18000	12000	187000	10000	3000	300000	
53	Kitchen Garden/5 cent	5 Cent	2000	5000	2500	1000	2500	2000	35000	50000	others includes cost of FYM, potting mix, maintenance of panthal etc
54	Roof top farming/Grow bag	1 Unit/3Mnths	40	25	10	20	90	15	200	400	
55	Roof top farming (earthen pot)	per pot	40	25	10	20	70	15	270	450	
56	Cool season vegetables	Acre	22000	30000	14000	10000	91000	8000	8000	183000	
57	Vegetable (GAP)/ Organic	Acre	32000	95000	4000	26000	159000	12000	12000	340000	
58	Vegetable seedlings production	Acre	70000	0	20000	22000	98000	12000	128000	350000	
59	Watermelon(Hybrid)/muskmelon	Acre	22000	24000	14000	12000	74000	8000	6000	160000	
60	Vegetable organic	Acre	22000	64000	0	12000	86000	8000	8000	200000	

Sl.No	CROPS	UNIT	Seed	Organic Inputs	Fertiliser & Manure	Pesticide/ Insecticide	Labour	Irrigation	Others	Total	Remarks
61	Pappaya other varieties	Acre	10000	15000	15000	4000	53000	3000		100000	
62	Papaya (hybrid)	Acre	30000	95000	15500	7500	117400	12000		277400	
63	Poly House farming	1 Cent	500	500	750	200	1250	500	300	4000	
64	Rain shelter farming	1 Cent	500	400	750	200	900	250		3000	previous year SoF based on 25 cents unit now revised to 1 cent
65	Poly House Farming(High-tech)	10 Cents	30000	120000	300000	20000	500000	380000	350000	1700000	Activity is labour intensive. Others includes Land preparation, Annual maintenances etc
66	Maintanance of fencing	acre					8000		32000	40000	Others include-periodic upkeep and contingencies
67	Micro Green	1 cent	21000	5000			15000	4000	15000	60000	Others includes media ,electricity , packing and logistics etc
68	Tuber Crops	Acre	28000	18000	8000	2000	41000	3000		100000	
69	Tuber Crops(inter crop)	Acre	28000	18000	8000	2000	41000	3000		100000	
70	Minor tubers (Koorka etc.)	Acre	28000	18000	8000	2000	41000	3000		100000	
71	Potato	Acre	18000	8500		4000	13500		6000	50000	
72	Sweet potatoes I & II	Acre	10000	12000	6000	2000	27000	2000		59000	
73	Tobacco (in traditional areas)	Acre	9500	18500	14000	8500	50500		12000	113000	
74	Groundnut - rain fed	Acre	9000	4500	2500	1500	10000			27500	
75	Groundnut - irrigated	Acre	10500	6000	4000	2000	13000	3000		38500	
76	Arrowroot	Acre	30000	20000	8000	3000	36000	3000		100000	
77	Soybean	Acre	9500		18000	6000	27500	7000	20000	88000	
78	Homestead Farming / Mixed cropping	Acre	60000	55000	22000	20000	124000	12000	7000	300000	
79	Chillies	Acre	8000	15000	10000	11000	32000	4000		80000	
80	Safed musli	Acre			5000	2000	8500		9500	25000	land preparation and weed management
81	Open Precision Farming	Acre	30000	30000	40000	25000	45000	35000	95000	300000	
82	Mushroom	100 beds	2750	1600	100	300	90000	3000	5000	102750	Labour intensive activity
83	Mushroom Cultivation compost unit of 30*8*2.5ft	100 beds					20000		60000	80000	transportation, electricity, maintenance of
84	Hightech Mushroom	100 sq.ft/300 beds	8000	4800	300	900	200000	10000	15000	239000	Labour intensive activity and Others includes transportation, electricity, miscellaneous etc
85	Other Cereals - Millets	Acre	4500	5000	3500	2000	15000			30000	
86	Amorphophallus	Acre	80000	32000	12000	2000	68000	6000		200000	
87	Gingelly	Acre	9000	12000	7000	4000	23000	5000		60000	
88	Sesame (ALP)	Acre	6000	7000	4000	2500	16000	2500		38000	
89	Millet (ragi,Cholam etc.)	Acre	6000	14000	8000	3000	30000	4000		65000	




Convener

Sl.No	CROPS	UNIT	Seed	Organic Inputs	Fertiliser & Manure	Pesticide/ Insecticide	Labour	Irrigation	Others	Total	Remarks
90	Mulberry	Acre	3000	12000	8000	2000	21000	4000		50000	
91	Pine apple	Acre	70000	40000	20000	10000	88000	8000	4000	240000	
92	Pine apple new variety(MD3)	acre	80000	40000	20000	10000	88000	8000	4000	250000	
93	Pine-apple(Intercrop)	Acre	50000	26000	14000	6000	49000	5000		150000	
94	Mango and Fruits	Acre		28000	14000	12000	38000	6000	2000	100000	
95	Other Fruits	Acre		27000	14000	11000	40000	6000	2000	100000	
96	Jack Fruit	Acre		30000	12000	8000	43000	5000	2000	100000	
97	Jack Fruit(EARLY)	Acre	80000	45000	18000	10000	80000	12000	5000	250000	
98	Strawberry	Acre	75000	25000	22000	12000	98000	15000	5000	252000	
99	Rambutan	Per tree		600	300	200	750	100	50	2000	
100	Mangosteen	Per tree		350	160	120	270	80	20	1000	
101	Avocado	Per tree		250	140	90	220	80	20	800	
102	Passion Fruit	Acre									Others includes maintenance of panthal, miscellaneous etc..
			22000	20000	12000	6000	44000	6000	40000	150000	
103	Litchi	Per tree		250	140	90	220	80	20	800	
104	Exotic fruits	Acre	40000	22000	15000	6000	36000	6000		125000	
105	Dragon Fruit with support	Acre	60000	25000	18000	7000	35000	10000	45000	200000	
106	Floriculture as per MIDH guidelines-cut flower(Mission for Integrated Development of Horticulture)	Acre									
			15000	6000	5000	3000	17000	4000		50000	
107	Floriculture as per MIDH guidelines-bulbous flowers	Acre	40000	12000	10000	4000	25500	8000	500	100000	
108	Floriculture as per MIDH guidelines-loose flowers	Acre	6000	3000	2500	1500	5000	2000		20000	
109	Anthurium/Orchid	per plant	150		30	20	30	25	145	400	
110	Rose	4000 plants		6000	8000	5000	15000	4000	2000	40000	
111	Jasmine & Marigold	Acre	32000	25000	30000	18000	80000	12500	7000	204500	
112	Sun flower irrigated	Acre	3500	3000	7500	2500	9000	2000		27500	
113	Hydroponics	100 sq ft	2000		2000			1000		5000	
114	Medicinal plants 15 items	Acre	30000	28000	14000	8000	60000	8000	2000	150000	
115	Kolinchi -Alpinia Galangal	Acre	45000	30000	12000	5000	53000	5000		150000	
116	Cotton	Acre									land preparation,transportation
			2500		6500	3500	9000		5500	27000	
117	Sugarcane	Acre	35000	18000	21000	8000	48000	10000	25000	165000	
118	Sugarcane Ratoon	Acre	0	12000	18000	6000	36000	8000		80000	
119	Sugarcane(on lease land)	Acre	35000	18000	21000	8000	48000	10000	25000	165000	
120	Vanilla	Acre	15000	14000	8000	6000	30000	4000	0	77000	
121	Betel plant	10 Cent	15000	17000	0	2000	33000	3000	0	70000	
122	Sericulture	Acre	18500		14000	13000	34000	2500	6000	88000	fuel and transportation
123	Bee-Keeping	50 colony					12000	0	98000	110000	
F	Nursery										
124	Rubber nursery	Acre									bag, potting media, bud grafting cost, labelling, electricity,
			28000		15500	12500	58000		86000	200000	


Sl.No	CROPS	UNIT	Seed	Organic Inputs	Fertiliser & Manure	Pesticide/ Insecticide	Labour	Irrigation	Others	Total	Remarks
125	Pepper nursery	100000 rooted cutting/ nursery area of 1000 sq.m/ 25cent area/ nursery period 6-8 months	88000	0	0	5000	50000	5000	52000	200000	others include potting mix, poly bags /nursery container,bud preparation, shade net maintenance etc..
126	Coconut Nursery - Revised as per CDB norms as follows	25 cents with seed sowing capacity of 10000 seed nuts & production capacity of 6250 seedlings (62.5% seedlings after culling)	430000			6500		15000	111000	562500	others include shade net and poly bags, record maintenance
127	Areca nut nursery	25 cent/100 seed nuts with 80 % recovery of good quality seedlings(8000 arecanut seedlings)	85000	0	0	500	6000	1000	7500	100000	others include poly bags ,bed preparation, poly bags/nursery trays, shade net maintenance , transportation and contingencies etc
128	Cardamom Nursery	Acre	18000	10000	8000	6000	12000	5000	33000	92000	thers include poly bags ,bed preparation, poly bags/nursery trays, shade net maintenance , transportation and contingencies etc
129	Tea nursery	Acre	25000			5000	25000	5000	32000	92000	Others include - potting mix Rs 25000 and poly bags Rs 7000
130	coffee nursery	10 cent	3300		2400	2000	15900	2000	11000	36600	
131	sugar cane Miniset nursery	10 cent	12500	26500	0	1000	11500	10000	35000	96500	others includes Coirpith, protray etc..
132	Cocoa Nursery	Acre								101200	
133	Other Nursery	Plant per pot								60	
134	Ornamental retail nursery	Plant per polybag									Previous year SoF unit based on 125000 plant capacity now modified to plant per 30 polybag



G	Fisheries									
Sl.No	Fisheries	UNIT	Seed	Feed	Chemicals, lime, etc.	Labour	Electricity Charges	Others	Total	Remarks
135	Kaipad Cultivation	Acre	13500	7000	2500	8000		21500	52500	others include water management, processing and packaging, field preparation, maintenance cost, transportation and contingencies
136	Prawn(Filtration)	Acre							200000	
137	Paddy cum fish farming(with coconut & banana)	Acre							50000	
138	Cage farming in Brackish Waters	60M^3 to 100M^3	61200	167400	10000	20000	10000	31400	300000	cage maintainance cost and net cleaning and maintainance cost
139	Cage farming in Fresh Waters	60M^3 to 100M^3	48000	144000	10000	20000	10000	30500	262500	
140	Cage farming of marine fishes	60M^3 to 100M^3	61200	167400	10000	20000	10000	46400	315000	cage maintainance cost and net cleaning and maintainance cost
141	brackish water fish(pearl spot/milk fish/grey mullet)Lowest	Acre							240000	
142	Crab Farming	Acre.	200000	288000	36300	20000	15000	700	560000	
143	Crab Farming vertical	100 boxes/unit							100000	
144	Shrimp farming	Acre.	50000	195000	90000	30000	15000	50000	430000	transportation cost ,maintanance cost,seed testing cost.
145	Mussel farming	25 Sq. Meter	7000	6000				17000	30000	
146	Semi Intensive Farming of Fresh Water fishes	Acre	180000	285000	50000	20000	15000	10000	560000	
147	Semi Intensive Farming of Brackish Water fishes	Acre	87000	390000	75000	20000	15000	50000	637000	transportation cost & maintainance cost
148	Oyster farming	7m*7m rack						23100	23100	
149	Composite Fish farming	Recurring cost for one crop							150000	
150	Back yard seed production of Murrel (one lakh seed production capacity)	One lakh seed production capacity	35000	28500	15000	10000	5000	6500	100000	
151	Backyard seed production of pearl spot(Karimeen)	4 tank	3000	35000	90000	6000	5000	1000	140000	
152	Aquaponics – Re circulatory RAS	50 m3							300000	
153	Re Circulatory Aqua Culture System	40M^3	32000	91200	4000	6000	4000	20000	157200	
154	Mini RAS	1 cent							15000	
155	Biofloc (GIFT) Subhiksha Keralam Scheme	1 unit ,20m3	7500	25000	15000	5000	5000	7500	65000	
156	Biofloc farming Tilapia	50-100 cubic metre	8000	40000	16000	5000	12000	15000	96000	
157	Biofloc Farming of Shrimp	40M^3							400000	
158	Fish farming in Embankment	acre							300000	
159	Biofloc farming (Vannamei)	20M^3	3200	16000	10000	5000	10000	5800	50000	
160	Biofloc in Pond (Vannamei) New	25 cent	90000	500000	100000	25000	70000	40000	825000	

Sl.No	Fisheries	UNIT	Seed	Feed	Chemicals, lime, etc.	Labour	Electricity Charges	Others	Total	Remarks
161	Fish Farming in Paduthakulam/Homestead fish farming	2 cents	6000	45000	3000	2000	5000	9000	70000	
162	Karimeen Krishi	0.5 Acre (50 cents)	18000	50000	18000				86000	
163	Karimeen Krishi and rearing unit medium size	150 sq.m.							200000	
164	Fish culture(Re Circulatory Aqua culture	100m2	48000	240000	8000	5000	25000	15000	341000	
165	Ornamental Fish rearing Unit Medium Scale	1 Unit	50000	80000	7000	5000	25000	50000	217000	
166	Integrated Ornamental Fish Rearing unit	500 Sq. ft.	70000	70000	15000	60000	20000	75000	310000	
167	Backyard ornamental fish farming	1 Unit/300 Sq. ft.	10000	12000	5000	5000	5000	28000	65000	others include transportation and maintainance charge
168	Nile Tilapia Farming in bio-secured ponds	50 cents							200000	
169	Pangasius farming in bio-secured ponds	25 cent							150000	
170	Construction of new Grow-out ponds and inputs for brackish water aquaculture	Acre							280000	
171	Pearl spot Culture	Acre							180000	
172	Ponds and inputs for brackish water aquaculture	Acre							280000	
173	Sea weed culture	raft culture/Raft 3*3 m							5000	
H	Marine Fisheries									
174	Fish breeding and rearing unit-medium scale	150sq.m				70000		150000	220000	others include fuel charge (diesel, petrol, kerosene)
175	Marine fisheries- Medium sized trawler	RC for 1 Month				300000		500000	800000	others include fuel charge (diesel, petrol, kerosene)
176	FRP(Tuna long liner)	Recurring cost for one month				300000		300000	600000	others include fuel charge (diesel, petrol, kerosene)
177	FRP Choodavala Vallom - 36 ' OAL	Recurring cost for one month				300000		450000	750000	others include fuel charge (diesel, petrol, kerosene)
178	FRP (Small)	Recurring cost for one month				70000		180000	250000	others include fuel charge (diesel, petrol, kerosene)
179	Inboard Thangu Vallam - 70 ' OAL	Recurring cost for one month				728000		1397000	2125000	others include fuel charge (diesel, petrol, kerosene)
180	Inboard Vallam - 30 ' OAL	Recurring cost for one month						17000	17000	others include fuel charge (diesel, petrol, kerosene)
181	MPC Shore seine - 30 ' OAL	Recurring cost for one month				350000		50000	400000	others include fuel charge (diesel, petrol, kerosene)




Convener

Sl.No	Fisheries	UNIT	Seed	Feed	Chemicals, lime, etc.	Labour	Electricity Charges	Others	Total	Remarks
182	Fibre glass Catamaran	Recurring cost for one month				50000		15000	65000	others include fuel charge (diesel, petrol, kerosene)
183	Country boat Catamaran	Recurring cost for one month				200000		150000	350000	others include fuel charge (diesel, petrol, kerosene)
184	Inland fishing (with Engine)	Recurring cost for one month				50000		150000	200000	others include fuel charge (diesel, petrol, kerosene)
185	Mooduvetti/craft 11 1/2feet	Recurring cost for one month				30000		162000	192000	others include fuel charge (diesel, petrol, kerosene)
186	Marine fisheries-inboard unit	Operative cost for one month				300000		700000	1000000	others include fuel charge (diesel, petrol, kerosene)
187	Marine fisheries-neettuvala unit	Operative cost for one month				100000		230000	330000	others include fuel charge (diesel, petrol, kerosene)

30-03-2026

8




Convener

State Level Technical Committee


Chief Executive Officer
Kerala State Co-operative Bank Ltd.
Thiruvananthapuram - 695 033



I	AH activities		Feed			Labour	Veterinary Aid	Water and electricity	Insurance	Others	Total	Remarks
			Green	Dry	Concentrate							
188	Integrated farming	Acre.		14000	70000		10000	12000	10000	40000	156000	
189	Cross bread cow	Per Animal Excluding Labour		8000	25000		3000	3000	4200	3000	46200	
190	Heifer Cow (composite rearing)	per animal per year		6000	17000		3000	2500	1740	4000	34240	
191	Buffalo	Animal per year	4000	8000	12000		3000	3000	4800	3000	37800	
192	Goat(exclude Insurance)	Per Animal per year(Working capital)			2400		1200	1200		3600	8400	
193	MINI DAIRY	3 MONTH/ 1 ANIMAL	3000	2000	119775		2500	2000		1750	131025	
194	Male Calf (Buffalo) Fattening	Per Animal per year(Working capital)	6000	3000	9600		1200	2400		6000	28200	
195	Pig fattening Unit	Per Animal Excluding Labour			13524		300	180		5268	19272	others include swill feed
196	Pig rearing	5 Sows+1 Boar Unit	500		69740		400	200		19250	90090	others include swill feed
197	Fodder Development	One Acre 12months (Working capital)								75000	75000	
198	Broiler unit - 500Birds/Cycle	500 Birds for 40days excluding labour			95000	20000	4000	1000		12000	132000	others include transportation,medicine litter materials and miscellaneous
199	Poultry unit (broiler)	100 chicks			20000		1000	200		2500	23700	others include transportation,medicine litter materials and miscellaneous
200	Layer Unit - 100 Birds	100 Birds/ month (Deep litter) - Working capital			15000		500	200		2500	18200	feed for layer birds @150gm per day@Rs.30 per kg is taken
201	Layer Unit - 25 Birds	25 Birds for 1 year			20000		1000	1500		3000	25500	
202	Layer unit(Cage system) 100 Birds	100 Birds / month (Working capital)			15000		300	300		1000	16600	feed for layer birds @150gm per day@Rs.30 per kg is taken.Removed the litter cost since the bird are cage reared
203	Backyard poultry rearing (15 birds)	100g/bird@27kg/month			1350		100	200		200	1850	



I	AH activities		Feed			Labour	Veterinary Aid	Water and electricity	Insurance	Others	Total	Remarks
			Green	Dry	Concentrate							
204	Rabbit Rearing (Meat type)	100 Animal / Month (Working Capital)	1440		15300		200	200		150	17290	roughages @14.4/animal,concentrate @5/day
205	Quail Rearing	100 Birds/ Month (Working Capital)			2000		200	200		500	2900	
206	Quail Rearing (egg production-100birds)	100 Birds/Month			25000		200	700		500	26400	
207	Duck rearing(cage rearing)	100 Birds/Year (Working capital)			11000		200	200		500	11900	
208	Duck rearing(egg production)	100 Birds/Year (Working capital)			132000		1000	2000		5000	140000	


Convener

30-03-2026

10

State Level Technical Committee

Chief Executive Officer
Kerala State Co-operative Bank Ltd.
Thiruvananthapuram -695033

